

2021

**JUNIOR AND ADULT  
COMPETITIVE EXHIBITS**



# The 2021 Santa Clara County Fair

## Presented By:

### Santa Clara County Board of Supervisors

District 1: Mike Wasserman  
District 2: Cindy Chavez  
District 3: Dave Cortese  
District 4: Susan Ellenberg  
District 5: Joe Simitian

### Santa Clara County Fairgrounds Management Corporation Board of Directors

District 1: Vicky Bosworth  
District 2: Edith Ramirez  
District 3: Ty Greaves  
District 4: Open  
District 5: Orrin Mahoney

### Santa Clara County Fair Staff


Abe Andrade, Executive Director  
Sandy Shayesteh, Director of Finance, HR & IT  
Salene Duarte, Exhibits Admin and Coordinator

### A special thank you to our team leaders who dedicate time to the Fair year round!

Bob Towle & Kurt Stutzman, Large Animals  
Nadine and James Duarte, Beef Committee Chair  
Cheryl Beckwith, Swine Committee Chair  
Kathy Towle & Amy McBirney, Sheep Committee Chair  
Aaron Teagle, Market Goat Committee Chair  
Rob Causey and Barbara Suit, Dairy Goat Committee Chair  
Megan Baird, Dairy Cattle Committee Chair  
Regina Mathews, Horse Committee Chair

Linda Teagle and Aaron Teagle, Small Animals  
Jason Bombardier and Megan Fisher, Rabbit Committee Chair and Teen Lead  
Teri Sheaffer and Malia Sheaffer, Cavy Committee Chair and Teen Lead  
Kacey Schofield and Dinah Schofield, Poultry Committee Chair and Teen Lead  
Emi Eto and Donnella Wood, Dog Committee Chair and Teen Lead  
Karen Clayton and Anna Clayton, Pygmy Goats Committee Chair and Teen Lea

Colleen Haggerty, Competitive Exhibits  
Salene Duarte, Awards and Appreciation  
Shelia Vass, Auction  
And Many Other Volunteers!!



# Table of Contents

Rules and Guidelines	5-6
Receiving Schedule	7
Agriculture-Horticulture	8-9
Arts & Crafts	10
Baked Goods and Confections	11
Business	12
Collections	13
Decorated Foods	14
Educational Display	15
Feature Booth – Youth Only	16
Floriculture	17-18
Going Green	19
Graphic & Two-Dimensional Art	20
Honey	21
Menu Planning	22
Needle & Fiber Arts	23
Photography – Youth Only	24
Preserved Foods	25-26
Record and Project Books – Youth Only	27
Sewing & Quilting	28
Table Setting	29
Technology & Computer Science	30-31
Vegi -Art	32



**Junior &  
Adult  
Home Arts  
Rules  
And  
Guidelines**

# Rules and Guidelines

The Santa Clara County Fair Management reserves the final and absolute right to interpret all rules and regulations and arbitrarily settle all matters, questions, and differences in regard thereto, and reserves the right to amend and add to these rules.

## General Guidelines

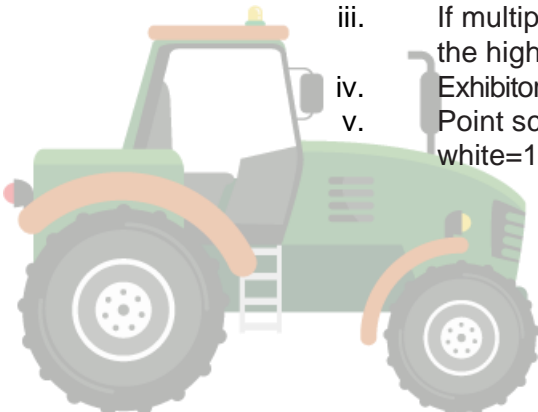
1. The Home Arts Department and fair staff reserve the right to decline to accept any entry found to violate these listed rules and regulations or found unsuitable for the family audience that the Fair supports.
2. All work must have been made, collected, grown or prepared by the exhibitors between August 2020 and July 2021 to be exhibited at the Santa Clara County Fair. Exception for collections which must be changed by 10% from the previous year.
3. All work must be original. No copies, prints or giclee.
4. Entries are limited to age divisions noted for each Section.
5. Only members of the Home Art committee and fair staff will be permitted to handle entries while on display.
6. The greatest care will be exercised in handling exhibits at all times, but the Santa Clara County Fair, its staff, and volunteers will not be held liable for loss, theft or damage of any kind from any cause. Submission of any work constitutes an agreement to this effect.
- 7.

## Age Divisions

8. Note all Sections may not have all age division available. Check each section to see which divisions are available.
  - a. **Youth Clovers** – 4-H youth ages 5 to 8 years old as of January 1<sup>st</sup> of current year.
  - b. **Youth Junior** – 4-H youth ages 9 to 11 years old as of January 1<sup>st</sup> of current year.
  - c. **Youth Intermediate**– 4-H youth ages 12 to 14 years old as of January 1<sup>st</sup> of current year.
  - d. **Youth Senior** – 4-H and FFA youth ages 15 to 19 years old as of January 1<sup>st</sup> of current year. All FFA members should enter into the youth senior age division.
  - e. **Amateur** - Exhibitor who engages in an art or craft as a hobby or for the love of the work and whose income from sales or teaching does not exceed \$10,000 per year.
  - f. **Professional** - Exhibitor one who earns income from teaching or selling items crafted within a specific department.
9. Within classes, the entries are judged by the Danish system for Youth the American system will be used to determine Best of Division, Best of Section, Best of Show.
  - a. **American System:** entries are compared against a standard of perfection, as well as against the other entries. Only one first, second, and third place ribbon will be awarded for each class.
  - b. **Danish System:** Entries are judged according to a standard of perfection; they are not in competition with or compared to each other. Multiple Star Blue, Blue, Red, and White ribbons can be giving in each class.
10. All entries will be \$2 per entry for youth exhibitors. This is to help cover judges and prizes.
11. Entries entered in the **wrong section and/or class** are at risk of being marked down. If you have any questions about your entry contact the Fair Office at 408-477-7125 or [exhibits@thefair.org](mailto:exhibits@thefair.org). some entries are photos and for the computer science they are links or the programs, slide show, etc.
12. Entries must stay through the end of the Santa Clara County Fair or their release time. Competitive exhibit entries will not be released until Monday August 9th, 2021 from 10am to 6pm. Items and/or awards left after the official release date are not the responsibility of the Santa Clara County Fair. If no contact is made to pick up items, they become property of the fair after 30 days.

# Rules and Guidelines

13. Purchased baked, canned or otherwise prepared foods are not acceptable as a competitive exhibit entry. Attempting to submit such an entry will result in disqualification of both the entry as well as the exhibitor. Further actions may be taken against the exhibitor.
14. All entries will be \$2 per entry. This is to help cover judges and prizes.
15. If any businesses would like to enter and or have their products on display, please contact the fair office to see what accommodations can be made. We will ask for a sponsorship of the category which your business represents.
16. **Youth rules:**
  - a. All youth residing in Santa Clara county and surrounding counties age 5-19 years' old, as of January 1st, of current year and members of 4-H or FFA can enter competitive exhibits in the Fair. Youth must be in good standing with the Fair and their affiliated organization, if applicable, in order to be eligible to enter.
  - b. Youth who are not members of 4-H or FFA should mark Independent on their entry form.
  - c. It shall be the responsibility of the exhibitor to correct all discrepancies in connection with the entries or exhibits which are required of them by the rules printed in this book. Awards may not be awarded for exhibits on which discrepancies have not been corrected before judging of the class has started.
  - d. Exhibits made by children 5-8 years old will not be ranked but will receive participation ribbons.
17. Judging comments will be made and provided to exhibitors after the Santa Clara County Fair.
18. **Fair Award Information** – Awards are based on sponsorship but will be given to the following winners of each Section based on their Division.
  - e. **Adult Amateur** and **Professional** Divisions will receive ribbons only and are judge using the American System.
    - I. Best of Section Adult winners
    - II. Best of Show Adult winner
  - f. All **Youth Clover** participants will receive Ribbons only.
  - g. All other **Youth Age Divisions** (Junior, Intermediate and Senior) will receive ribbons and other awards and/or buckles if sponsored and are evaluated using the Danish System.
    - I. Best of Youth Division winners for both 4-H and FFA exhibitors.
    - II. Outstanding Youth Exhibitor - one for 4-H and one for FFA.
      - i. Decided by three alumni.
      - ii. Based on Best of Section winners for either 4-H or FFA.
    - III. Youth High Point winners each Division three 4-H (Junior, Intermediate & Senior) and one FFA (Senior). High Point winners are determined by the following:
      - i. Exhibitors receive points for every **Section** they enter.
      - ii. Points are only given for the highest placing item within each Section.
      - iii. If multiple items are entered in one Section exhibitors will only receive point for the highest placing item per Section.
      - iv. Exhibitors can only win high point in their age division one time.
      - v. Point schedule: Star blue= 6 points, blue=3 points, red=2 points, and white=1 point.



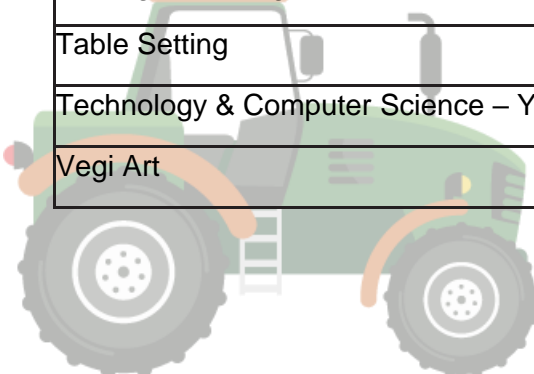


# Entry Due Dates and Receiving

**ENTRIES DUE: JULY 5, 2021**

**Location for receiving TBD tentatively in Heritage Hall. Enter gate C Off Old Tully road. Hours to drop off are 9AM-5PM for most items. MOST COMPETITIVE EXHIBITS WILL BE RECEIVED ON July 16th and July 17th!! Please see below for receiving dates and times**

Agriculture-Horticulture	<b>July 24th 9AM TO 12PM</b>
Arts & Crafts	July 16th or July 17 <sup>th</sup> 9AM to 5PM
Baked Goods and Confections	<b>July 24th 9AM TO 12PM</b>
Business – Youth Only	July 16th or July 17th 9AM to 5PM
Clothing and Textiles	July 16th or July 17th 9AM to 5PM
Collections	July 16th or July 17th 9AM to 5PM
Decorated Foods	July 16th or July 17th 9AM to 5PM
Educational Display – Youth Only	July 16th or July 17th 9AM to 5PM
Feature Booth – Youth Only	July 16th or July 17th 9AM to 5PM
Floriculture	<b>July 24th 9AM TO 12PM</b>
Going Green	July 16th or July 17th 9AM to 5PM
Graphic & Two-Dimensional Art– Youth Only	July 16th or July 17th 9AM to 5PM
Honey	July 16th or July 17th 9AM to 5PM
Menu Planning – Youth Only	July 16th or July 17th 9AM to 5PM
Needle & Fiber Arts	July 16th or July 17th 9AM to 5PM
Photography	July 16th or July 17th 9AM to 5PM
Preserved Foods	July 16th or July 17th 9AM to 5PM
Record and Project Books – Youth Only	July 16th or July 17th 9AM to 5PM
Sewing & Quilting	July 16th or July 17th 9AM to 5PM
Table Setting	July 16th or July 17th 9AM to 5PM
Technology & Computer Science – Youth Only	July 16th or July 17th 9AM to 5PM
Vegi Art	<b>July 24th 9AM TO 12PM</b>



# Agriculture-Horticulture

<b>Entry Due Date:</b>	July 5, 2021
<b>Entry Fee:</b>	\$2 per entry
<b>Receiving Day and Time:</b>	July 24th 9AM TO 12PM

## RULES

1. Agriculture and Horticulture product exhibits will be judged on the quality that brings the best financial return in the commercial market.
2. Exhibits must be at least equal in maturity as the stage of ripeness required by the California Agriculture Code.
3. Exhibits stressing features which detract from commercial value of any produce are undesirable and should be avoided.
4. Exhibits must be adequately and correctly labeled.
5. Each exhibit must be listed separately on entry by species and type.
6. Entries, except small fruits and berries, must be entered on a paper plate for display (plates will not be returned).
7. Berries should be in a standard berry basket.
8. Small fruits should be entered in a standard commercial basket for small fruits, other than berries.
9. Quantities for exhibits will be as follows:
  - a. Bunches and/or Heads: 2 specimens
  - b. Pumpkins & Winter Squash: 1 specimen
  - c. Berries: ½ basket
  - d. Cherry Tomatoes, Chile Peppers, Nuts, String and Pole Beans: 5 specimens
  - e. Corn: 3 ears without husks
  - f. Herbs: 6" – 8" long, at least 3 stems in small containers
  - g. Sunflowers: 1 head
  - h. All other entries: 3 specimens

**1002 DIVISIONS: Youth Clover Ag-Hort**

**1003 DIVISIONS: Youth Junior Ag-Hort**

**1004 DIVISIONS: Youth Intermediate Ag-Hort**

**1005 DIVISIONS: Youth Senior Ag-Hort**

**1006 DIVISIONS: Adult Amateur Ag-Hort**

**1007 DIVISIONS: Professional Adult Ag-Hort**





# Agriculture-Horticulture

## CLASSES:

1. Fruits and Nuts
2. Tomatoes
3. Peppers
4. Herbs
5. Root Crops
6. Vine Crops
7. Corn
8. Sunflowers
9. Any Other - please specify



# Art & Crafts

<b>Entry Due Date:</b>	July 5, 2021
<b>Entry Fee:</b>	\$2 per entry
<b>Receiving Day and Time:</b>	July 16th or July 17th 9AM to 5PM

## RULES

1. Entries in the "Any Other" classes may only be entered if there is no class listed for that entry.
2. Items which have been shown at any previous Santa Clara County Fair are not eligible.
3. All entries must have been completed since the receiving date of the 2019 Santa Clara County Fair.
4. Entries are limited to AMATEURS. An AMATEUR is defined as an exhibitor who engages in an art or craft as a hobby or for the love of the work, and whose income from sales or teaching does not exceed \$10,000 per year. PROFESSIONAL is defined as an exhibitor one who earns income from teaching or selling items crafted within a specific department.
5. All woodworking entries must contain at least 90% wood and includes wood burning and carving.
6. Decorative painting is a diverse art form. A variety of techniques may be used to decorate both functional and decorative surfaces including wood, tin, fabric, ceramic and canvas. The use of patterns and freehand designs are allowed.
7. Papercraft entries must contain primarily paper and includes greeting cards, scrapbooking and origami.
8. Entries in this section are judged on artistic merit creativity and craftsmanship.

## DIVISIONS

**1012 DIVISIONS: Youth Clover Arts & Crafts**

**1013 DIVISIONS: Youth Junior Arts & Crafts**

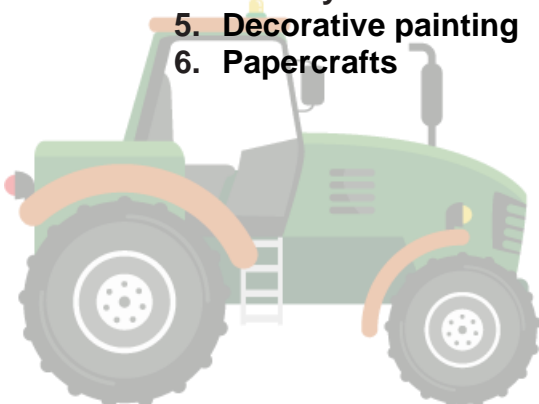
**1014 DIVISIONS: Youth Intermediate Arts & Crafts**

**1015 DIVISIONS: Youth Senior Arts & Crafts**

**1016 DIVISIONS: Adult Amateur Arts & Crafts**

## CLASSES:

1. Woodworking
2. Ceramics/Pottery
3. Toys/Dolls/Animals
4. Jewelry
5. Decorative painting
6. Papercrafts
7. Leather
8. Duct Tape
9. Holiday Decorations
10. Stained glass & mosaics
11. Soap
12. Any Other - please specify



# Baked Goods and Confections

<b>Entry Due Date:</b>	July 5, 2021
<b>Entry Fee:</b>	\$2 per entry
<b>Receiving Day and Time:</b>	July 24th 9AM TO 12PM

## RULES

1. Adult entries – NO box mixes.
2. Youth entries – Prepared mixes may be used only as a base; at least five other ingredients must be added to the mix, not the embellishments.
3. Bring all entries (except for pies) on a heavy, disposable white paper plates, wrapped in clear plastic.
4. Entries are to be prepared at home, without the use of commercial equipment or commercial kitchen facilities.
5. Entries are limited to AMATEURS. An AMATEUR is defined as an exhibitor who engages in an art or craft as a hobby or for the love of the work, and whose income from sales or teaching does not exceed \$10,000 per year. PROFESSIONAL is defined as an exhibitor one who earns income from teaching or selling items crafted within a specific department.
6. Entries must include a recipe including ingredients, baking, time and temperature.
7. Entries received hot, frozen or with any ingredient that hasn't been baked will not be accepted. The exceptions are frosting, fillings and decorations.
8. No whipped cream or any frosting/filling that requires refrigeration are allowed.
9. Quantities to be as follows:
  - a. Cake: ¼ uncut plus one slice
  - b. Pies: whole pie. Minimum size is 5"
  - c. Breads: Whole Loaf
  - d. Small Items (cookies, cupcakes, rolls, etc.): ½ dozen
  - e. Confections: 6 pieces

**1182 DIVISIONS: Youth Clover Baked Goods and Confections**

**1183 DIVISIONS: Youth Junior Baked Goods and Confections**

**1184 DIVISIONS: Youth Intermediate Baked Goods and Confections**

**1185 DIVISIONS: Youth Senior Baked Goods and Confections**

**1186 DIVISIONS: Adult Amateur Baked Goods and Confections**

## CLASSES:

1. Cakes
2. Cupcakes/Cake Pops
3. Cookies
4. Pies
5. Confections
6. Non-Yeast loaf (Quick Breads)
7. Non-Yeast non-loaf (Muffins, Corn Bread etc.)
8. Yeast Loaf
9. Yeast non-loaf (Rolls, Buns, etc.)
10. Breach Machine Breads

# Business – Youth Only

<b>Entry Due Date:</b>	July 5, 2021
<b>Entry Fee:</b>	\$2 per entry
<b>Receiving Day and Time:</b>	July 16th or July 17th 9AM to 5PM

## RULES

1. All work should be mounted on a card or poster stock by the exhibitor for ease of presentation.
2. Do not use real names, phone numbers or home or email addresses that will be visible to the public.
3. Work that is longer than one page should be displayed in a format such that it can be seen without turning pages.
4. Work should be true to life and appropriate for a business situation.
5. Work or slogans that are used and not created by the exhibitor must be noted by typing the information on a 3"x5" card; include place where material originated and attach card for entry.
6. Resume entries will be about the exhibitor and appropriate for use as a job application No more than 2 8"x 11" pages.
7. Letterhead entries will include stationery and envelope designs that best represent the exhibitor, their interests or a business interest.
  - a. Present both items on same card for display
  - b. Designs should be original to the exhibitor
  - c. Photos, clip art or designs used from other sources should be noted on the back of the card or poster
8. Letterhead – Agriculture entries will include stationery and envelope designs that best represent a product or company related to agriculture.
  - a. Present both items on same card for display
  - b. Designs should be original to the exhibitor
  - c. Photos, clip art or designs used from other sources should be noted on the back of the card or poster
9. Newsletter entries should be a complete newsletter that could be used to represent your business, chapter or club.
10. Promotional Brochure entries should represent a product or company (real or imaginary). Brochure to be maximum of 4 pages.
11. Project display are three-dimensional displays promoting a project.

**1022 DIVISIONS: Youth Clover Business**

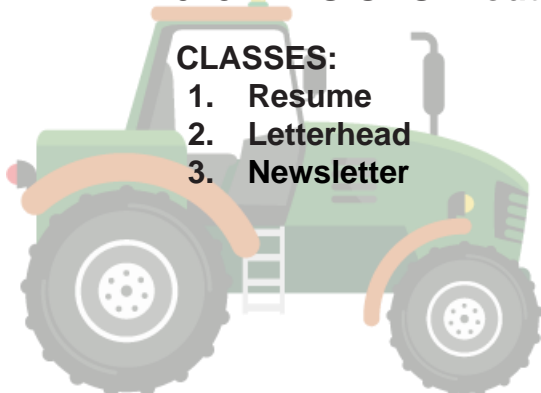
**1023 DIVISIONS: Youth Junior Business**

**1024 DIVISIONS: Youth Intermediate Business**

**1025 DIVISIONS: Youth Senior Business**

### CLASSES:

1. Resume
2. Letterhead
3. Newsletter
4. Promotional Brochure
5. Product Display
6. Any Other - please specify



# Collections

<b>Entry Due Date:</b>	July 5, 2021
<b>Entry Fee:</b>	\$2 per entry
<b>Receiving Day and Time:</b>	July 16th or July 17th 9AM to 5PM

## RULES

1. Collection are items gathered/collected with a common theme. Examples include, but are not limited to ceramics, clocks, coins, spoons, miniatures, dolls, etc.
2. Collection items may have been purchased, found or created by the exhibitor.
3. Entry form must state the type of collection and contain a description of the exhibit and the number of items that will be displayed.
4. Collections which have been entered in a previous year must be changed by 10% or more to be entered in the current year. A written description of the changes **MUST** be included.
5. Entries are limited to **AMATEURS**. An **AMATEUR** is defined as an exhibitor who engages in an art or craft as a hobby or for the love of the work, and whose income from sales or teaching does not exceed \$10,000 per year. **PROFESSIONAL** is defined as an exhibitor one who earns income from teaching or selling items crafted within a specific department.
6. Please contact the Fair Office if your collection requires special accommodations.
7. Exhibits must be assembled and displayed by the exhibitor during the receiving hours listed above. Adult help is not allowed for youth exhibitors.
8. The number of pieces and type of exhibits may be limited by the number and size of display cases available. Display cases will be assigned on a first come, first served basis on the receiving days.
9. Each display must include an information card which explains the collection. Example information to include why you collect the items, identify which were created by the exhibitor, a story about the items, when the collection began etc.
10. Information card must be at least 5"x7" and cannot exceed 15"x15"; text should be readable from a distance of 3 feet.

**1032 DIVISIONS: Youth Clover Collections**

**1033 DIVISIONS: Youth Junior Collections**

**1034 DIVISIONS: Youth Intermediate Collections**

**1035 DIVISIONS: Youth Senior Collections**

**1036 DIVISIONS: Adult Amateur Collections**

## CLASSES

1. All Entries



# Decorated Foods

<b>Entry Due Date:</b>	July 5, 2021
<b>Entry Fee:</b>	\$2 per entry
<b>Receiving Day and Time:</b>	July 16th or July 17th 9AM to 5PM

## RULES

1. Entries will be judged on eye appeal, decorating technique, level of difficulty, creativity, practicality, presentation, and use of edible, rather than plastic, decoration. Items will be judged on decoration only, there will be no tasting.
2. Limit: one entry per exhibitor, per class.
3. Entries are open to AMATEURS and PROFESSIONALS. An AMATEUR is defined as an exhibitor who engages in an art or craft as a hobby or for the love of the work, and whose income from sales or teaching does not exceed \$10,000 per year. PROFESSIONAL is defined as an exhibitor one who earns income from teaching or selling items crafted within a specific department.
4. Dummy cakes may be used. Cardboard or Styrofoam is acceptable as the "cake" provided the shape is one which could reasonably be achieved through baking.
5. Cakes that are simply frosted should be entered in Baked Foods.
6. Royal icing is recommended but not required.
7. Marzipan entries may be created with purchased marzipan. The items may be painted or colored with edible paint.
8. Examples of sugar art include Skulls for Dia De Los Muertos, baskets, decorated sugar eggs etc.
9. Maximum size including the base board, tray or plate should not exceed 22"x14".
10. Cookies must be handmade.
11. Shaped or molded candies should be entered as confections.
12. All decorations must be edible except candles, candle holders or figures.
13. Secure all decorations firmly.

**1042 DIVISIONS: Youth Clover Decorated Foods**

**1043 DIVISIONS: Youth Junior Decorated Foods**

**1044 DIVISIONS: Youth Intermediate Decorated Foods**

**1045 DIVISIONS: Youth Senior Decorated Foods**

**1046 DIVISIONS: Adult Amateur Decorated Foods**

**1047 DIVISIONS: Professional Decorated Foods**

## CLASSES:

1. Decorated Cake
2. Gingerbread House
3. Wedding Cake
4. Decorated Cookies
5. Marzipan
6. Sugar Art
7. Any Other - please specify





# Educational Display – Youth Only

<b>Entry Due Date:</b>	July 5, 2021
<b>Entry Fee:</b>	\$2 per entry
<b>Receiving Day and Time:</b>	July 16th or July 17th 9AM to 5PM

## RULES

1. An educational display is a teaching tool with a focused topic and purpose.
2. Judging criteria will include a quality of content, organization, readability, neatness and overall presentation of information.
3. All exhibits must have been studied and/or created between August 2020 and July 2021.
4. Exhibitors must have been the only contributor to the preparation and design of the project.
5. No perishable items, combustibles or live animals.
6. Exhibits may be posters, panel displays.
7. Panel entries:
  - a. Panels must be able to stand on a table
  - b. Must be no less than 22"x28"
  - c. Must be no more than 48"x48"
  - d. Information should be readable from a distance of 6 feet
  - e. All parts must be attached to the panel, no free standing props
8. Poster entries:
  - a. This is a 2-dimensional category, no freestanding parts
  - b. Must be on poster board or covered cardboard
  - c. Must be no less than 11"x14"
  - d. Must be no more than 22"x28"
  - e. Information must be readable from a distance of 3 feet

**1052 DIVISIONS: Youth Clover Educational Display**

**1053 DIVISIONS: Youth Junior Educational Display**

**1054 DIVISIONS: Youth Intermediate Educational Display**

**1055 DIVISIONS: Youth Senior Educational Display**

## CLASSES:

1. Panel Display
2. Poster

3. Livestock Project Display



## Feature Booths -Youth Only

<b>Entry Due Date:</b>	July 5, 2021
<b>Entry Fee:</b>	\$2 per entry
<b>Receiving Day and Time:</b>	July 16th or July 17th 9AM to 5PM

### RULES

1. This section is not eligible towards high point.
2. Youth Organization only. No individual entries.
3. Entry limit 1 booth per organization.
4. Names of all exhibitors must be included with the entry.
5. The fairgrounds will provide booth made of three standing panels, 8ft by 4ft, connected in a “U” shape. The resulting booth will be 8ft by 8ft, enclosing a “U” shape space and standing 6ft tall. The floor space may be used as part of the exhibit or kept clean.
6. Exhibitor must provide all materials for decorating the booth and all tools in which to do it.
7. The booth must be decorated by the youth exhibitors, under the supervision of an adult, or designated substitute, i.e., a junior leader, Eagle Scout etc.
8. Electricity is not available.
9. Bring your own step ladder.
10. No live animals. Live plants may be submitted, but their care is the responsibility of the exhibitor.
11. Judges will consider general appearance, quality of display materials, originality and creativity, educational value, student’s work (readable), impact on visitors, any special emphasis shown

**0001 DIVISIONS: FFA Feature Booth**

**0002 DIVISIONS: 4-H Feature Booth**

**0003 DIVISIONS: Other Feature Booth**

### CLASSES:

1. California Agriculture
2. Fair Theme

3. Any Other - please specify



# Floriculture

<b>Entry Due Date:</b>	July 5, 2021
<b>Entry Fee:</b>	\$2 per entry
<b>Receiving Day and Time:</b>	<b>July 24th 9AM TO 12PM</b>

## RULES

1. Entries must be labeled, listing all materials used with both the common and botanical names, on a 3"x5" card.
2. Arrangements must be finished on all sides.
3. Arrangements to consist of a minimum of three stems of material; no artificial flowers/greenery allowed.
4. Special occasion arrangements will be consistent with a holiday or celebration (such as wedding or birthday). Please specify occasion on online entry form.
5. Miniature arrangements are to be no larger than 6" overall.
6. Floral arrangements to be no larger than 30" overall.
7. Cut flowers must have been grown by the exhibitor. Potted plant entries must be owned by exhibitor for at least 45 days prior to the fair.
8. It is the responsibility of the exhibitor that fresh arrangements be maintained throughout the showing. Materials may be replaced as necessary and watered daily as needed.
9. Cut floral materials will be removed and disposed of when they no longer appear fresh.
10. The exhibitor will provide all exhibit containers – vases, cans, pots, dishes, etc.
11. Entries must be free from all injurious insects and disease; Judge or Chairperson may disqualify infected entries.
12. All entries must be of market size and quality.
13. Plants must be established with growing roots in the same containers that will be exhibited at fair.
14. Dish gardens may include artificial accessories such as figurines, buildings, paths, as well as, rocks, driftwood, etc. and should be in scale with the container in plants. No live animals allowed.
9. Dish gardens to be no larger than 36" overall.
10. Entries are open to AMATEURS and PROFESSIONALS. An AMATEUR is defined as an exhibitor who engages in an art or craft as a hobby or for the love of the work, and whose income from sales or teaching does not exceed \$10,000 per year. PROFESSIONAL is defined as an exhibitor one who earns income from teaching or selling items crafted within a specific department.

## DIVISIONS

**1062 DIVISIONS: Youth Clover Floriculture**

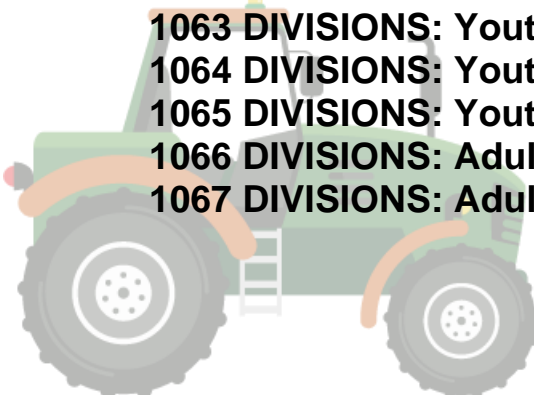
**1063 DIVISIONS: Youth Junior Floriculture**

**1064 DIVISIONS: Youth Intermediate Floriculture**

**1065 DIVISIONS: Youth Senior Floriculture**

**1066 DIVISIONS: Adult Amateur Floriculture**

**1067 DIVISIONS: Adult Professional Floriculture**



# Floriculture

## CLASSES:

1. **Everyday floral arrangements**
2. **Special occasion arrangements**
3. **Miniature arrangements**
4. **Corsage and boutonniere**
5. **Rose, Lily, Gladiola** - 1 stem per entry
6. **Miscellaneous cut flowers** – 1 stem for large varieties and 3 stems for small varieties
7. **Potted flowering plant with foliage**
8. **Potted self-propagated** - propagated entries must be owned by the exhibit are no less than 45 days and no longer than 2 years prior to the fair
9. **Potted foliage plants**
10. **Cacti/succulent dish garden**
11. **Indoor mini dish garden**



# Going Green

<b>Entry Due Date:</b>	July 5, 2021
<b>Entry Fee:</b>	\$2 per entry
<b>Receiving Day and Time:</b>	July 16th or July 17th 9AM to 5PM

## RULES

1. Recycle it!
  - a. Make a craft using common recyclables items such as milk cartons, potato chip cans, tin cans, or cardboard tubes.
2. Repurpose It!
  - a. Start with one item and transform it into something new!
  - b. Non-wearable fabric items only. For wearable items, see Sewing & Quilting section.
  - c. Include photo of the original item along with your finished product.
  - d. Finished entry must be no larger than 24"x36".
3. Entries are limited to AMATEURS. An AMATEUR is defined as an exhibitor who engages in an art or craft as a hobby or for the love of the work, and whose income from sales or teaching does not exceed \$10,000 per year.

**1072 DIVISIONS: Youth Clover Going Green**

**1073 DIVISIONS: Youth Junior Going Green**

**1074 DIVISIONS: Youth Intermediate Going Green**

**1075 DIVISIONS: Youth Senior Going Green**

**1076 DIVISIONS: Adult Amateur Going Green**

## CLASSES:

1. Recycle it!
2. Repurpose It!



# Graphic & Two-Dimensional Artistic – Youth Only

<b>Entry Due Date:</b>	July 5, 2021
<b>Entry Fee:</b>	\$2 per entry
<b>Receiving Day and Time:</b>	July 16th or July 17th 9AM to 5PM

## RULES

1. Includes all 2-dimensional (substantially flat surface) visual media, except photography.
2. Base surface may be paper, fabric or other suitable base.
3. Entries that are meant to be hung must be outfitted with the appropriate hardware for hanging.
4. Entries will be judged on the following: artistic merit, originality, appropriate level of difficulty, skill & craftsmanship.
5. Utilitarian exhibits must be usable, please specify purpose of the item on the entry form.
6. Utilitarian examples:
  - a. Maps
  - b. Stationery for personal use (business stationery should be entered in the Business Section)
7. Artistic examples:
  - a. Original sketches in pencil, charcoal, etc.
  - b. Paintings, water colors, etc.
  - c. Collage and mixed media
8. Computer graphic software (a bitmapped or vector drawing program) is considered to be an artistic medium, like oil or charcoal and may be used. However, the entry must be an original creation of the exhibitor. The printed medium must be securely mounted on a mounting board (maximum size 16"x20")
9. **Note that entries that begin by modifying a photograph belong in Photography section, see pg 24. Project posters should be entered in Education Displays, see pg. 15 for more information. Craft items should be entered in Arts & Crafts, see pg. 10.**

**1082 DIVISIONS: Youth Clover Graphic Art**

**1083 DIVISIONS: Youth Junior Graphic Art**

**1084 DIVISIONS: Youth Intermediate Graphic Art**

**1085 DIVISIONS: Youth Senior Graphic Art**

### CLASSES:

1. Utilitarian
2. Artistic

3. Computer-generated
4. Any Other - please specify





# Honey

<b>Entry Due Date:</b>	July 5, 2021
<b>Entry Fee:</b>	\$2 per entry
<b>Receiving Day and Time:</b>	July 16th or July 17th 9AM to 5PM

## RULES

1. Each entry must be listed separately.
2. For extracted and chunk honey, a standard 1 lb. A Queen line or straight-sided 12 fl. oz. canning jar must be used.
3. Each exhibitor must provide their own stand for extracting frames.
4. Exhibitor **MUST** put their name on the bottom of the bottle.
5. USDA Color Grade Chart will be used for judging.
  - a. Light Honey, extracted or chunk: Water, White, Extra White
  - b. Medium Honey, extracted or chunk: White, Extra Light Amber
  - c. Dark Honey, extracted or chunk: Light Amber, Amber
6. Comb Honey: Ross Round, Wooden Section, Cassette or Cut
7. Extracting Frames are open front and back
  - a. A full depth extracting frame is 9 1/8"
  - b. A half depth extracting frame is 6 1/4"
8. A beeswax entry is 1/2 lb. minimum.
9. Entries are open to AMATEURS and PROFESSIONALS. An AMATEUR is defined as an exhibitor who engages in an art or craft as a hobby or for the love of the work, and whose income from sales or teaching does not exceed \$10,000 per year. PROFESSIONAL is defined as an exhibitor one who earns income from teaching or selling items crafted within a specific department.

**1092 DIVISIONS: Youth Clover Honey**

**1093 DIVISIONS: Youth Junior Honey**

**1094 DIVISIONS: Youth Intermediate Honey**

**1095 DIVISIONS: Youth Senior Honey**

**1096 DIVISIONS: Adult Amateur Honey**

**1097 DIVISIONS: Professional Adult Honey**

## CLASSES:

### Extracted

1. Light Extracted Honey
2. Medium Extracted Honey
3. Dark Extracted Honey

### Chunk

4. Light Chunk Honey
5. Medium Chunk Honey
6. Dark
7. Comb Honey

### Beeswax

8. Light Beeswax
9. Dark Beeswax
10. Full Extracting Frame
11. Half Extracting Frame



# Menu Planning – Youth Only

<b>Entry Due Date:</b>	July 5, 2021
<b>Entry Fee:</b>	\$2 per entry
<b>Receiving Day and Time:</b>	July 16th or July 17th 9AM to 5PM

## RULES

1. Entries will consist of a planned menu with an emphasis on food compatibility; contrast in color; texture and variety; and dietary balance. See USDA My Plate for more information on Dietary Balance.
2. **Entry requirements for Youth Clover and Youth Junior exhibitors (ages 5-11)**
  - a. Plan a menu for 1 day
  - b. Display on a poster board no larger than 11"x14"
3. **Entry requirements for Youth Intermediate exhibitors (ages 12-14)**
  - a. Plan a menu for 1 week
  - b. Display either on a 22"x28" poster board or in a booklet form (written on one side only)
4. **Entry requirements for Youth Senior exhibitors (ages 15-19)**
  - a. Plan a menu for 1 week, 3 meals for 1 day, plus snacks, if desired
  - b. Display either on a 22"x28" poster board or in a booklet form (written on one side only)
5. Posters and booklets may be decorated

**1102 DIVISIONS: Youth Clover Menu Planning**

**1103 DIVISIONS: Youth Junior Menu Planning**

**1104 DIVISIONS: Youth Intermediate Menu Planning**

**1105 DIVISIONS: Youth Senior Menu Planning**

## CLASSES:

1. All Entries



# Needle & Fiber Arts

<b>Entry Due Date:</b>	July 5, 2021
<b>Entry Fee:</b>	\$2 per entry
<b>Receiving Day and Time:</b>	July 16th or July 17th 9AM to 5PM

## RULES

1. Please specify on entry if the entry was created from a kit/pattern or if the exhibitor designed the item.
2. Entries may consist of more than one item to be judged as a unit.
3. Describe on entry form.
4. Entries in this section to be judged primarily on technical skill. Entries such as jewelry and toys can be entered here or the Arts & Crafts section. If exhibitor wants the entry to be judged primarily on artistic merit, creativity and craftsmanship it should be entered the Arts & Crafts section.
5. Entries are open to AMATEURS and PROFESSIONALS. An AMATEUR is defined as an exhibitor who engages in an art or craft as a hobby or for the love of the work, and whose income from sales or teaching does not exceed \$10,000 per year. PROFESSIONAL is defined as an exhibitor one who earns income from teaching or selling items crafted within a specific department.

**1112 DIVISIONS: Youth Clover Needle & Fiber Arts**

**1113 DIVISIONS: Youth Junior Needle & Fiber Arts**

**1114 DIVISIONS: Youth Intermediate Needle & Fiber Arts**

**1115 DIVISIONS: Youth Senior Needle & Fiber Arts**

**1116 DIVISIONS: Adult Amateur Needle & Fiber Arts**

**1117 DIVISIONS: Professional Needle & Fiber Arts**

## CLASSES:

1. Crochet
2. Knitting
3. Felting
4. Macrame, Knotting, Braiding, Kumihimo, etc.
5. Embroidery, Cross Stitch, Crewel, Needlepoint, etc.
6. Weaving, Hooking, Basketry
7. Lace
8. Any Other - please specify



# Photography -Youth Only

<b>Entry Due Date:</b>	July 5, 2021
<b>Entry Fee:</b>	\$2 per entry
<b>Receiving Day and Time:</b>	July 16th or July 17th 9AM to 5PM

## RULES

1. Limits: exhibitors limited to three (3) images for each class.
2. Due to space limitations some entries may not be displayed.
3. No frames. Photos must be mounted on mat board. Professional matting is not required.
4. Prints must have been taken by the exhibitor but may be processed at either home or commercial lab.
5. We will not accept any entries with writing on the front of the exhibit.
6. Photos to be 8"X10" mounted on 11"X14" mat board.
7. For the manipulation classes:
  - a. Include a "before" picture with the entry.
  - b. Manipulation means the basic application of filters to a photograph or multiple captures combined into a new image.

**1122 DIVISIONS: Youth Clover Photography**

**1123 DIVISIONS: Youth Junior Photography**

**1124 DIVISIONS: Youth Intermediate Photography**

**1125 DIVISIONS: Youth Senior Photography**

## CLASSES

1. Travel
2. Scenic/Landscape
3. People
4. Nature, Floral and Botany
5. Domestic pets and animals
6. Wild animals in their natural environment
7. Photojournalism (story telling photography)
8. Black and White/ Monochromatic
9. Manipulation



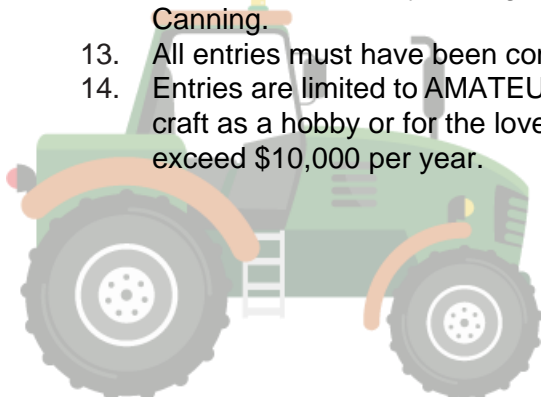
# Preserved Foods

<b>Entry Due Date:</b>	July 5, 2021
<b>Entry Fee:</b>	\$2 per entry
<b>Receiving Day and Time:</b>	July 16th or July 17th 9AM to 5PM

**A canned exhibit consists of 2 jars of each item entered. Jars do not have to be identical in shape and size. (One 4 oz. taste jar is permitted.)**

## RULES

1. For the Preserved Foods classes, entries are to be prepared at home, without the use of commercial equipment or commercial kitchen facilities.
2. Entries in the "Any Other" classes may only be entered if there is no class listed for that category.
3. Bring TWO (2) containers for judging. One will be used for judging, the other for display.
4. No decoration of containers or decorated labels allowed.
5. All jars must be standard clear canning jars with a two (2) part metal lid and ring band closure. No colored jars. No paraffin wax or inversion method.
6. Vinegars & liqueurs should be entered in glass bottles or decanters (minimum 8 oz.)
7. Dipping Oils should be entered in clear glass containers with lids (minimum 2 oz.).
8. All processed jars must be properly sealed. Unsealed jars and jars that cannot be opened by the judges will be disqualified and may not be displayed.
9. All entries must be labeled. Labels must be no larger than 2" x 2" and placed on the side of the container. The name of exhibitor must NOT be on this label. Labels must include:
  - a. product name
  - b. date prepared
  - c. preservation method, (WB for Water Bath, PC for Pressure Canner)
  - d. process time
  - e. any unusual ingredients
10. Steam-canned or open kettle items will not be accepted
11. The following headspaces must be utilized for each product:
  - a. 1/4" for jams, jellies, preserves, conserves, butters, marmalades and curds
  - b. 1/2" for fruits, tomatoes, sauerkraut, pickles, relishes, chutneys, sauces and salsa
  - c. 1" to 1 1/4" for pressured canned products
12. All low or non-acid foods; (vegetables, meats, poultry, and fish) must be canned under pressure. All high acid foods; (jams, jellies soft spreads, pickles, relishes, chutneys, fruit and tomatoes) must be processed in a boiling water bath. Low-acid fruit, such as figs, must be made more acidic by adding lemon juice as directed in the USDA Complete Guide to Home Canning.
13. All entries must have been completed since the receiving date of the 2019 Santa Clara County Fair
14. Entries are limited to AMATEURS. AMATEUR is defined as an exhibitor who engages in an art or craft as a hobby or for the love of the work, and whose income from sales or teaching does not exceed \$10,000 per year.



# Preserved Foods

## DEFINITIONS

1. Butters: Fruit purees that are combined with sugar and cooked down slowly to a thick, spreading consistency.
2. Conserves: a combination of at least 2 fruits with a consistency like jam. It also must contain nuts, coconut, or raisins.
3. Jams: combination of crushed or chopped fruit and sugar that are cooked to a smooth consistency, thick enough to spread well.
4. Jelly: soft gelatinous clear foods made from cooked fruit syrup. No pulp, seed or piece of product with the exception of pepper jelly which can have pieces of paper suspended in it.
5. Marmalades: soft jellies, usually containing thin suspended pieces of citrus peel or fruit.
6. Preserves: whole or cut fruit or uniform pieces cooked slowly so that the pieces retain their shape and do not become pulp.

**1202 DIVISIONS: Youth Clover Preserved Foods**

**1203 DIVISIONS: Youth Junior Preserved Foods**

**1204 DIVISIONS: Youth Intermediate Preserved Foods**

**1205 DIVISIONS: Youth Senior Preserved Foods**

**1206 DIVISIONS: Adult Amateur Preserved Foods**

## CLASSES:

- |                            |                                                                     |
|----------------------------|---------------------------------------------------------------------|
| 1. Canned Fruits           | 8. Butters, Conserves and Marmalades                                |
| 2. Canned vegetables       | 9. Fried Fruit or Vegetables (4 pieces in Ziploc type bag)          |
| 3. Pickled Items           | 10. Fruit Leather (1 roll approximately 6"x6" in a Ziploc type bag) |
| 4. Sauces/Condiments/Salsa | 11. Dried Herbs (4 pieces or 3 tbsp ground in Ziploc type bag)      |
| 5. Jams                    | 12. Jerky (4 Pieces in Ziploc type bag)                             |
| 6. Jellies                 | 13. Any Other - please specify                                      |
| 7. <b>Preserves</b>        |                                                                     |





# Record and Project Books – Youth Only

<b>Entry Due Date:</b>	July 5, 2021
<b>Entry Fee:</b>	\$2 per entry
<b>Receiving Day and Time:</b>	July 16th or July 17th 9AM to 5PM

**RULES**

1. Entries should use the forms and appropriate records of the organizations in which the work was done. Examples include 4-H, FFA, Scouting Organizations, etc. If the work was done independently, please include a brief summary.
2. Record Books are used to record an individual’s activities and learnings throughout a program year.
  - a. Record books must meet the minimum criteria for judging in the organization for which they are developed.
  - b. Optional items: Multiple project form reports (this year’s), project forms for other years, photos, other appropriate paper-based items and examples of work completed.
3. Project notebooks are records that document items created, or skills and facts learned about a specific subject. The project may have involved multiple people, but the entry for this category should focus on the efforts of an individual.
  - a. At minimum include 1 page of project-related notes/data.
  - b. Other information to include: project plans, leadership plans, project meeting notes, costs and expenses, income, pictures, drawings, observations, etc. which may apply.
  - c. Samples of work and/or photos are encouraged. For example, cloth swatches, threads, dried plants, drawings, clippings, etc.
  - d. Include names of other project members, if applicable.
  - e. Include names of companies or organizations related to project etc.
  - f. If this is a multi-year project, please include previous work to show progress.
  - g. Maximum size shall not exceed 24”x24”x26”; maximum of 5 lbs. of entry.
4. Officer’s books/documentation are related to holding an elected or appointed leadership position in an organization, school or club. Examples include, but are not limited to secretary, treasurer, reporter (submitted and published), committee chair, etc.
5. Should include: paper documentation (hard copy), computer generated information (if applicable, along with what software was used), books, balance sheets, letters, scrapbooks and related office responsibilities.

- 1212 DIVISIONS: Youth Clover Record and Project Books**
- 1213 DIVISIONS: Youth Junior Record and Project Books**
- 1214 DIVISIONS: Youth Intermediate Record and Project Books**
- 1215 DIVISIONS: Youth Senior Record and Project Books**

**CLASSES:**

- |                                                                                               |                                                                                                                       |
|-----------------------------------------------------------------------------------------------|-----------------------------------------------------------------------------------------------------------------------|
| <ol style="list-style-type: none"> <li>1. Record Book</li> <li>2. Project Notebook</li> </ol> | <ol style="list-style-type: none"> <li>3. Office Book/Documentation</li> <li>4. Any Other - please specify</li> </ol> |
|-----------------------------------------------------------------------------------------------|-----------------------------------------------------------------------------------------------------------------------|



# Sewing & Quilting

<b>Entry Due Date:</b>	July 5, 2021
<b>Entry Fee:</b>	\$2 per entry
<b>Receiving Day and Time:</b>	July 16th or July 17th 9AM to 5PM

## RULES

1. Quilt Definition: A quilt consists of three layers- a fabric top, a fabric back and a soft material between. These layers are held together with either by patterned hand stitches or patterned machine stitching that pierces all three layers.
2. All work must be done by exhibitor only, except for machine quilting in “professionally quilted for exhibitor” class.
3. Quilts must be in good condition, clean, and free from pet hair or will not be judge.
4. Exhibits must be clean and pressed and must not show excessive wear.
5. Entries are open to AMATEURS and PROFESSIONALS. An AMATEUR is defined as an exhibitor who engages in an art or craft as a hobby or for the love of the work, and whose income from sales or teaching does not exceed \$10,000 per year. PROFESSIONAL is defined as an exhibitor one who earns income from teaching or selling items crafted within a specific department.

**1132 DIVISIONS: Youth Clover Sewing & Quilting**

**1133 DIVISIONS: Youth Junior Sewing & Quilting**

**1134 DIVISIONS: Youth Intermediate Sewing & Quilting**

**1135 DIVISIONS: Youth Senior Sewing & Quilting**

**1136 DIVISIONS: Adult Amateur Sewing & Quilting**

## CLASSES

1. **Hand quilted**
2. **Machine quilted by exhibitor**
3. **Professionally quilted for exhibit**
4. **Quilted wearable**
5. **Quilted non-wearable:** pillow, bag, purse, table runner, etc.
6. **Household:** pillowcase, potholder, napkins, table runner, apron, etc.
7. **Clothing and accessories:** purse, hat, etc,
8. **Any Other** - please specify



# Table Settings

<b>Entry Due Date:</b>	July 5, 2021
<b>Entry Fee:</b>	\$2 per entry
<b>Receiving Day and Time:</b>	July 16th or July 17th 9AM to 5PM

## RULES

1. A printed menu must be on the table.
2. Entries are open to AMATEURS and PROFESSIONALS. An AMATEUR is defined as an exhibitor who engages in an art or craft as a hobby or for the love of the work, and whose income from sales or teaching does not exceed \$10,000 per year. PROFESSIONAL is defined as an exhibitor one who earns income from teaching or selling items crafted within a specific department.
3. Exhibitor must provide all materials for the table setting including tablecloth, plates, setting, cups, etc.
4. A printed menu must be on the table.
5. Exhibits must be assembled by the exhibitor during the receiving hours listed above. Adult help is not allowed for youth entries.
6. For 4 place setting exhibits, the Exhibits Office will provide a table 30" wide x 60" long.
7. For 1 place setting exhibits, the Exhibits Office will provide 1/3 of a table, 30" wide x 72" long.
8. Please notify the Fair Exhibits Office if you are unable to provide your exhibit.
9. 1 place setting for YOUTH ONLY.

**1142 DIVISIONS: Youth Clover 4 Place Setting**

**1143 DIVISIONS: Youth Junior 4 Place Setting**

**1144 DIVISIONS: Youth Intermediate 4 Place Setting**

**1145 DIVISIONS: Youth Senior 4 Place Setting**

**1146 DIVISIONS: Adult Amateur 4 Place Setting**

**1147 DIVISIONS: Professional Adult 4 Place Setting**

### CLASSES:

1. Holiday Party
2. Child's Party
3. Picnic
4. Formal Dinner
5. Informal Lunch or Dinner
6. Ethnic Meal

**1152 DIVISIONS: Youth Clover 1 Place Setting**

**1153 DIVISIONS: Youth Junior 1 Place Setting**

**1154 DIVISIONS: Youth Intermediate 1 Place Setting**

**1155 DIVISIONS: Youth Senior 1 Place Setting**

### CLASSES:

1. Birthday Party
2. Breakfast
3. Formal Dinner
4. Informal Lunch or Dinner



# Technology & Computer Science – Youth Only

<b>Entry Due Date:</b>	July 5, 2021
<b>Entry Fee:</b>	\$2 per entry
<b>Receiving Day and Time:</b>	July 16th or July 17th 9AM to 5PM

## RULES

1. Follow all copyright laws in use of text, music and images.
2. Please specify if the exhibit moves in any way, particularly if it is intended to move while unattended. Also specify if exhibit will be plugged in during The Fair; note that only regular household type plugs can be accommodated. Exhibits Office reserves the right to unplug the entry at any time for any reason.
3. Entry must not contain violence or inappropriate content; the Fair and/or judges reserve the right to reject any entries that are deemed inappropriate.
4. Each exhibit must include an information card (minimum 3"x5" card) which explains the items. Example information to include: what you did, how technology was used, why you chose to make this item, how it is used, etc. Please specify if item was made from a kit, follows a published design or if the exhibitor designed the item.
5. **Programming entries** must have been written by the exhibitor. The exhibit is to include program source code listing, documentation, screen printouts, result printouts, and a flash drive with the program loaded on it, etc. but exhibitors are not expected to supply a computer. Type of computer and operating system should be identified on the entry form.
6. **Website entries** comprise of one or more web pages including text and graphics. If more than one page, the pages should be appropriately linked. The entry is to include page printouts, HTML/other source code, flash drive containing a viewable copy of the site, an identification of tools used to develop the pages and a description of the process. All non-original work (pictures clip art, ideas, text, etc.) must be cited on the page in which they appear.
7. **Photo Editing** entries are to demonstrate mastery of software used. They will be judged on technical rather than artistic considerations. Photo editing entries require a side-by-side printout of unmodified and modified photo, as well as an explanation identifying the tools and process used to create the final image. Note that the same edited images may be entered in the Photography to be judged on artistic merit as well. All printouts must be securely mounted on a mounting board (maximum size 16x20").
8. **Slide show or video** includes presentations using PowerPoint, Keynote or similar tools and video edited on a computer. Include an explanation identifying the tools used to create the item and process used. Entry to include a playable copy of the presentation on a flash drive for judging, but exhibitors are not expected to supply a computer.
9. **Digital Animation** includes stop-motion animation with clay or other materials; video games; stick figure animations; and 2D or 3D animations. Entries must use Pivot Animator, Scratch, Kodu, or stop-motion animation software. All entries must be saved in format native to the program which it is created. Entry is to be submitted on a flash drive. If entry is a video game, entry must include directions on how to play it and a screenshot printed on 8.5"x11" paper. If entry is animation, entry must include title and a screenshot printed on 8.5"x11" paper.
10. For Website class upload link to the publicly accessible website.
11. For Programming class upload program with documentation noted above.
12. For Video and Slide Show and Digital Animation classes upload the entries with the documentation noted above.

# Technology & Computer Science – Youth Only

**1162 DIVISIONS: Youth Clover Technology & Computer Science**

**1163 DIVISIONS: Youth Junior Technology & Computer Science**

**1164 DIVISIONS: Youth Intermediate Technology & Computer Science**

**1165 DIVISIONS: Youth Senior Technology & Computer Science**

**CLASSES:**

**1. Programming**

**2. Website**

**3. Photo editing**

**4. Slideshow or Video**

**5. Electricity & Electronics**

**6. Robotics**

**7. Metal Work**

**8. 3-D Printing**

**9. Digital Animation**



# Vegi Art

<b>Entry Due Date:</b>	July 5, 2021
<b>Entry Fee:</b>	\$2 per entry
<b>Receiving Day and Time:</b>	<b>July 24th 9AM TO 12PM</b>

## RULES

1. All Vegi-Art exhibits must be made from 100% fresh vegetables/fruit – no artificial vegetables/fruit will be accepted.
2. Exhibits should be no larger than 24" x24" in size.
3. All exhibits should be able to stand on their own on a table or they should be mounted to hang on a wall.
4. Exhibits may be pieced and/or held together with non-vegetable/fruit attachments, *i.e.* toothpicks, bamboo skewers, string, yarn etc.
5. Entries are open to AMATEURS and PROFESSIONALS. An AMATEUR is defined as an exhibitor who engages in an art or craft as a hobby or for the love of the work, and whose income from sales or teaching does not exceed \$10,000 per year. PROFESSIONAL is defined as an exhibitor one who earns income from teaching or selling items crafted within a specific department.

**1172 DIVISIONS: Youth Clover Vegi-Art**

**1173 DIVISIONS: Youth Junior Vegi-Art**

**1174 DIVISIONS: Youth Intermediate Vegi-Art**

**1175 DIVISIONS: Youth Senior Vegi-Art**

**1176 DIVISIONS: Adult Amateur Vegi-Art**

**1177 DIVISIONS: Professional Adult Vegi-Art**

## CLASSES:

1. Animals

2. Any Other - please specify

